




THRIVE

Together

NEW
STUDENT
GUIDE
2019

WELLESLEY COLLEGE

Office of the Dean of First-Year Students
106 Central Street
Wellesley, MA 02481-8203



WELCOME TO WELLESLEY

1 Welcome to Wellesley

2 New Student Orientation

Our Orientation Program
Orientation Overview
Student Leadership and Mentoring

6 Preparing for Your Arrival

Entering Student Checklist
Housing Assignments
Receiving Mail and Packages
Community Standards
The Wellesley Honor Code
Alcohol and Other Drugs
Sexual Misconduct
Campus Bookstore
Local Banking
Your Wellesley Packing List

11 Campus Life

Residential Living
Campus Dining
Getting Involved
Campus Traditions
Physical Education, Recreation
and Athletics
Student Health and Wellness
Our Diverse Community

18 The Campus and Beyond

19 Academics at Wellesley

Making the Most of Your First Year
Requirements for the Degree
Choosing Courses for the First Year
Distribution Requirements
Academic Support Services

26 Expanding Your Experience

Campus Libraries
Civic Engagement and
Internships
Cross-Registration and
Exchange Programs
Career Education
Study Abroad
The Tanner Conference
The Ruhlman Conference
WellesleyPlus
Davis Museum

28 Campus Technology

30 Understanding Your Student Account

32 Academic Calendar Contact Info

DEAR STUDENTS,

Have you ever stopped to look at a beehive? Really looked at it closely? You will see the honeycomb is made of perfect hexagons and filled with many kinds of bees working together. Every bee has a different purpose and their purposes all contribute to the greater strength of the hive.

Wellesley is our hive. Starting on day one, we will challenge you, to find your people, your place and your purpose here on campus. Don't worry - this will all come in due time. As a child, you might have made some of your closest friends in dance class, homeroom, or biology lab. Chances are your friends shared similar passions, participated in similar club activities and were by your side for major milestone moments in life. The process of making friends at Wellesley will feel different, because it is inherently different. Throughout your first year, in your courses, your residence hall community, at campus events like Student Orientation, in clubs and organizations, and at some of Wellesley's infamous traditions, you will have countless opportunities to meet new friends and develop meaningful relationships with faculty and staff alike. The relationships you build might last just one semester, but there is always the possibility that these relationships will last a lifetime. The campus community is buzzing with opportunity for these connections.

This will be my first full year at Wellesley: my first orientation, my first fall semester...so many of the same "firsts" that you'll be processing through as well. I would like to offer a challenge to you. I challenge you to jump into orientation and find one or two genuine connections. Find the people you can sit with on the first day of class, find the people who will study for exams with you and find the people you can truly relax with. Find me. As your Class Dean, I will be there with you to celebrate milestone moments and help you make decisions about your path at Wellesley.

As you navigate the campus, keep in mind that the community will be by your side. You could decide to navigate Wellesley on your own, but you will find much greater success and satisfaction when you have one or two other bees nearby. One cell in the hive is strong, and a natural beauty to behold; many together are not only beautiful, but a true sign of strength and community. Together, you will thrive.

We welcome you, the Class of 2023 to **Thrive Together** at Wellesley.

Warm regards,



SHANTÉ BROWN
Dean of First-Year Students

New Student Orientation



You are joining a community that thrives with energy and engagement. At Wellesley, you will have opportunities to explore your own interests and to collaborate in creative ways with your peers. The 2019 Orientation theme, *Thrive Together*, and the corresponding design are inspired by the collaborative ways in which bees build their hives and flourish in community. How do you hope to contribute? What inspires you? During New Student Orientation, we encourage you to lift each other up and begin to create your home at Wellesley. Embrace the new and diverse perspectives you encounter and take time to appreciate the beauty of our inclusive community. Faculty members, other students, and members of the staff will offer programs designed to help you create connections and *Thrive Together*. Welcome.



OUR ORIENTATION PROGRAM

Orientation is your first step in transitioning into college and finding a sense of belonging at Wellesley. The New Student Orientation program will have something for all of our new students, including first-year, transfer, Davis Scholar, and international students. The program includes events, conversations, and activities that will enrich your Wellesley experience and help you feel at home in our diverse community.

From the first day you arrive at Wellesley, you will be involved in a busy schedule of Orientation activities designed to address your needs and concerns. Orientation also will introduce you to life at Wellesley through discussions, lectures, panels, and advising sessions. Through these activities, you will begin to see the many ways that you will begin to thrive together at Wellesley.

SPECIFIC PROGRAMS ARE DESIGNED TO:

- Introduce you to the Wellesley College community, our history and shared values, and our rich tradition as a residential women's college;
- Provide opportunities for you to meet members of the college community, develop friendships, and establish personal connections with faculty and others in the extended Wellesley family;
- Familiarize you with the campus and its resources, including academic advising and support services; and
- Prepare you to become actively engaged in this community of life-long learners, as you embark on your liberal arts education.

GET READY FOR WELLESLEY!

Tuesday, August 27 is the start of New Student Orientation for most incoming students. Please plan to arrive on campus between the hours of 8am and 12pm to move in, and give yourself plenty of time to get settled before afternoon programming. We welcome your parents and family members to join us on campus as well, to eat in one of our dining halls for lunch and engage with the many staff members and campus departments invested in your experience. In the evening, it will be time to say goodbye, as you will join your Orientation Mentor Group for dinner while family members end their day with a Parent & Family Farewell Reception.

International Student Orientation begins a few days earlier on Sunday, August 25 and move in will begin at 9am. Programming for parents and family members for international families will take place on August 25. In addition, some fall varsity athletes will be required to arrive on campus prior to the start of Orientation. Team coaches will be in direct contact with any athletes whose training schedule requires early arrival.

Sneak Peek: Orientation 2019 Overview

Friday, August 16
Student Athlete Move-In:
Field Hockey, Soccer

Sunday, August 18
Student Athlete Move-In:
Cross Country, Volleyball

Sunday, August 25
International Student Orientation begins (registration required)
International Student Move-In

Tuesday, August 27
New Student Orientation begins (registration required)

First Year, Transfer, and Davis Scholar Move-In

Wednesday, August 28
Building Community and Navigating Campus

Thursday, August 29
Academic Advising and Exploration

Friday, August 30
First Year Course Registration
Class Celebration and Wellness Day

Saturday, August 31
Connecting with the Wellesley Community
Social Programming

Sunday, September 1
Soulful Sunday Morning
Social Programming

Monday, September 2
Labor Day Campus Barbeque

Tuesday, September 3
First Day of Classes



STUDENT LEADERSHIP AND MENTORING DURING ORIENTATION AND YOUR FIRST YEAR

MEET YOUR STUDENT ORIENTATION COORDINATORS

The six Orientation Coordinators (OCs) are student leaders who make up the Core Team and spend the calendar year planning and implementing the Orientation program for new Wellesley College students, inclusive of academic and social programming, the Orientation Mentor program, and communication and marketing efforts. You will meet the OCs this summer through the Entering Students website, Facebook, Instagram, and other communications. During Orientation, they will be visible leaders of the Orientation Team, and they can't wait to meet you! Learn more about them below.

ORIENTATION MENTOR TEAM

Orientation Mentors (OMs) are enthusiastic student leaders who will provide you with guidance and support, and create opportunities to build friendships and class spirit as you make the transition to Wellesley. OMs are rising sophomores, juniors, and seniors who will work to implement Orientation programming and help you navigate programs, social events, and other Orientation activities. OMs are a great resource to answer any questions you may have, from how to get your student ID card to where to find the best ice cream in the town of Wellesley.

First-year OM groups are comprised of students in your residential area and meet daily throughout Orientation and regularly until the end of the first semester. Transfer students, Davis Scholars, gap-year students, and students in the Wellesley Plus program are assigned to their own OM groups that meet regularly and provide similar support and guidance.

ACADEMIC SUCCESS COACHES

Academic Success Coaches (ASCs) are current sophomores, juniors and seniors trained to provide individual coaching and academic assistance to students across a wide range of topics including goal setting and goal achievement; registration tips; test-taking and reading strategies and effective note-taking skills. The ASCs are knowledgeable about the resources available and can direct you to appropriate resources as needed. You will get to know the ASCs throughout Orientation, where they will help you create a schedule that meets your needs; register for your first semester courses; and help you make the transition from high school to a successful Wellesley experience. This program is offered through the Pforzheimer Learning and Teaching Center.

RESIDENT ASSISTANTS AND HOUSE PRESIDENTS

As soon as you arrive on campus, you will meet the upperclass students who are the Resident Assistants (RAs) and House Presidents (HPs) living in the residence halls. These students will live with you throughout the year. As the leaders in your residence hall, they will help you develop a sense of community and shared responsibility among the students in the building.

INTERNATIONAL STUDENT LEADERS

International Student Leaders are upperclass international students who are executive board members of the Slater International Student Organization. These enthusiastic students greet and guide new international students through the International Orientation Program and beyond by introducing them to the Slater International Center and the many other support resources on campus.

ATHLETE MENTORS

Student leaders involved in the Athletic Mentor Program (AMP) seek to create a fun and positive environment for new student-athletes at Wellesley. Drawn from the community of upperclass varsity athletes, AMPs provide guidance and assistance to new student-athletes as they learn to balance their athletic and academic commitments at Wellesley.

ORIENTATION COORDINATORS (pictured left to right)

IRIS LI, 2022

I am a rising sophomore from Shenzhen, China interested in studying Chemistry and Psychology. I'm involved in the Equestrian Team and 180 Degrees Consulting. My Orientation experience was very eye-opening—everyone in the Wellesley community is so supportive that I always felt comfortable meeting new people and asking questions. I look forward to welcoming you to the Wellesley family!

LEANNE SHEN, 2022

I'm a rising sophomore from Lower Gwynedd, Pennsylvania interested in studying Computer Science, English, and Economics. I'm involved with the Wellesley College Democrats, the Whiptails (Ultimate Frisbee team), and WZLY 91.5 FM! Despite its name, Orientation can feel a little... disorienting at times. We're here to make the transition as easy as possible. Wellesley is an amazing community, and we can't wait for you to be part of it!

CAT LARSON, 2022

I'm a rising sophomore from Amherst, Massachusetts interested in studying Economics and Computer Science. I'm part of College Government, Chamber Music Society, and Dead Serious (improv group). Wellesley has something for everyone and I'm so excited for you to experience Orientation as a jumping off point to find your niche. I can't wait to meet you and help you thrive at Wellesley!

KAYLI HATTLEY, 2022

I'm a rising sophomore from Houston, Texas interested in studying Biochemistry. I'm involved in Wellesley College Television (WCTV), Yanvalou Drum and Dance Ensemble, and Chamber Music Society. Moving far from home was a challenge for me, however, Orientation showed me Wellesley could be my home away from home. I can't wait to meet y'all and for you to find out what Wellesley has to offer!

ISABEL ORTIZ, 2022

I'm a rising sophomore from Garden Grove, California interested in studying Political Science and Economics. I'm a member of the Ballroom Dance Team, Debate Society, House Council, and College Government. I was excited to learn about the many clubs and opportunities Wellesley had to offer during Orientation. Some advice: don't be afraid to try new things. Welcome to the Wellesley family!

MARIE TAN, 2021

I'm a rising junior from Shrewsbury, Massachusetts majoring in Biology and minoring in Health and Society. I'm involved with the Balance Health Educators, Guild of Carilloners, and WC Emergency Medical Services. I walked into Orientation excited, yet nervous. By the end, I had made friends who I could rely on. It's okay to be nervous, and I'm excited for you to experience Wellesley's support systems and opportunities!



Preparing for Your Arrival

As an incoming student you will have some tasks to complete before you arrive at Wellesley. Be sure to stay in contact with the College during the summer through MyWellesley, which serves as our information and communication hub. Engaging with the MyWellesley portal regularly will help you feel prepared for Orientation and your first year on campus.

YOUR ENTERING STUDENT CHECKLIST

You should have already received an email from the Wellesley Orientation Team containing your MyWellesley login credentials and access to the **Entering Student Checklist**. Completing the tasks on the checklist will help you get started on your path to becoming a member of the Wellesley community.

In preparation for Orientation and your first semester at Wellesley, you should visit the checklist regularly and complete tasks by the stated deadlines. **There are some tasks that must be completed before you may move into your residence hall or attend classes, so pay close attention to those due dates.** More information about the checklist is included in this mailing.

YOUR HOUSING ASSIGNMENT

As a new student, you should have accessed the Housing Portal through MyWellesley when the checklist opened in early May. Your housing assignment will be based on the information you provided and be available through MyWellesley during the summer.

The residence halls vary in size and house students in a combination of single, double, and triple rooms, as well as suites. First-year students will be assigned one or more roommates. If you are an incoming transfer student, your assignment will be based on the availability of housing according to your class year.

To learn more about housing policies and processes, please visit www.wellesley.edu/reslife.

RECEIVING MAIL AND PACKAGES

The Department of Mail Services coordinates all outgoing and incoming U.S. postal and campus mail service for the College. You may pick up your packages, purchase stamps, mail your letters, or use the Fed Ex shipping service at the Mail Services retail window located in the Lulu Chow Wang Campus Center. When a package arrives for you on campus, you will receive an email notification. Your OneCard and signature will be required upon pick-up.

Shipping your belongings

In the enclosed Mail Services information, you will find Wellesley College Delivery Labels to help us to deliver your packages to your residence hall on Monday, August 26, the proper address format, and a list of ZIP codes for the student unit mailbox numbers.

Please refer to the information from Mail Services included in this packet for more information.

Your Mailing Address

Prior to your arrival on campus, you will be assigned a unit (mailbox) number, which will serve as your mailing address during your entire stay at Wellesley. You will receive your unit number through MyWellesley during the summer.

Delivery of all your campus and U.S. mail will be made directly to this assigned unit. Your mailing address will be as follows:

[Your name]
Unit XXYY
21 Wellesley College Rd
Wellesley, MA
02481-02XX

(XX refers to the first two digits of your unit number)



CAMPUS BOOKSTORE

The Wellesley College Bookstore is more than a bookstore—it's a support system with everything you need to succeed at Wellesley, conveniently located on the 4th floor of the Lulu Chow Wang Campus Center. Stop in to pick up school supplies, Wellesley spirit gear and, of course, textbooks! Save big on textbooks each term with the Bookstore's rental program, and also discover new, used and digital books. Guaranteed to have the right book in the correct edition, the staff will be happy to help you find exactly what you need for class, or you can shop online for your books and pick them up FREE in store when you're on campus.

Bookstore Hours:

Monday-Friday: 9am-5pm

Saturday-Sunday: 12-4pm

Shop Online: wellesley.bncollege.com

Contact Us: 781.283.2136

facebook.com/wellesleybookstore

COMMUNITY STANDARDS

All Wellesley students are expected to be familiar with and comply with policies included in the Wellesley College Handbook. The Handbook is posted online at www.wellesley.edu/advising/classdeans/handbook, and includes both legally mandated guidelines and Wellesley specific policies. You will acknowledge your willingness to uphold those policies through MyWellesley this summer.

Fundamental to all our policies and our life together is the Wellesley College Honor Code, which binds everyone on campus together with a promise of mutual honesty, integrity, and respect.

THE WELLESLEY HONOR CODE

As a Wellesley College student, I will act with honesty, integrity, and respect. In making this commitment, I am accountable to the community and dedicate myself to a life of honor.

The power of the Honor Code is in its asking of us that we make decisions informed by honesty, integrity and respect. Each and all of these decisions contribute to the flourishing of our academic and social community. For detailed information regarding the Honor Code and Honor Code Council, its educational and adjudicatory work, please visit www.wellesley.edu/studentlife/aboutus/honor.

ALCOHOL AND OTHER DRUGS

Wellesley College supports its students in making thoughtful and responsible decisions regarding alcohol and other drug use. In addition to in-person programming during Orientation Week, all new students must complete **eCHECKUP To Go**, a quick and confidential personalized self-assessment that will provide you with information on alcohol and harm reduction strategies, as well as feedback on your own alcohol behaviors and risk factors. It will also provide you with helpful resources available to you at Wellesley College and in the community. **The program takes about 20 minutes to complete, and you can find it when you log in to MyWellesley for Entering Students on July 1.**

SEXUAL MISCONDUCT

Wellesley College is committed to empowering students through education on sexual misconduct. In addition to in-person programming during Orientation. Before coming to campus all new students must complete **Not Anymore**, an interactive online education program that will provide you with information about sexual misconduct on college campuses and how to be an active bystander, as well as opportunities for personal reflection. **Not Anymore** will also provide you with helpful resources available to you at Wellesley College and in the community. **The program takes about 90 minutes to complete, and you can find it when you log in to MyWellesley for Entering Students on July 1.**

Entering students are expected to complete these two on-line education programs prior to their arrival on campus. The information you provide to eCHECKUP and Not Anymore is completely anonymous and will only be available to you. Your identifying information is only used to verify completion of the programs.

LOCAL BANKING

If you do not already have a bank account at a bank with a branch in the Boston area, you may want to open a new bank account soon after your arrival on campus. Many national and regional banks have branches in the town of Wellesley and they are listed below.

In compliance with federal regulations, all banks operating in the U.S. are required to verify the identity of every individual who opens a bank account.

What to bring when opening an account:

- Money to deposit (*cash or check*)
- Two forms of identification. For example:
 - A taxpayer ID number (Social Security or individual taxpayer ID number)
 - Passport number and country of issuance
 - Alien identification card number
 - Any other government-issued document evidencing nationality or residence and bearing a photograph (such as a driver's license).
- Campus mailing address
- Your mother's maiden name: The bank will ask for your mother's maiden name (your mother's family name before she was married) or some other family name. This name is used as a security check when you need to contact the bank with questions.

- Taxpayer Identification Number: Required by some but not all banks. The following are acceptable to use:

- Social Security number (SSN) OR
- Individual Taxpayer Identification Number (ITIN)—Issued by the IRS to those not eligible for a Social Security number.

In addition, International Students will need the following:

- Form I-94 (print out a copy at www.cbp.gov/I-94)
- Form I-20 or Form DS-2019
- Passport (this is already included with the two forms of identification)
- Taxpayer Identification Number:
 1. Social Security number (SSN) - if you have applied but not yet received your SSN, bring your receipt notice
 2. Individual Taxpayer Identification Number (ITIN) - Issued by the IRS to those not eligible for a Social Security number. If you will apply for an ITIN you will need to open your bank account and then apply for an ITIN.
 3. Form W-8 BEN (for those not eligible for a Social Security number or ITIN)

Be sure to apply for a debit or ATM card so that you can access funds in your account.

Please note that opening a local personal checking account may take a week or more and local businesses may prefer in-state checks.

BANKS THAT ARE WITHIN WALKING DISTANCE OF THE COLLEGE

Bank of America
185 Linden Street
781-235-1888
www.bankofamerica.com/student-banking/overview.go (full-service ATM in the Campus Center)

Citizens Bank
182 Linden Street
781-239-3300
www.citizensbank.com

Middlesex Savings Bank
278 Washington Street
781.237.5233
www.middlesexbank.com

People's United Bank
200 Linden Street
781-416-0904 option 6
www.peoples.com

Santander Bank
277 Linden Street
781.235.7483
www.santanderbank.com/us/personal/banking/checking/student-value-checking (cash-only ATM in Billings)



YOUR WELLESLEY PACKING LIST

What's a Wellesley student to pack? Well, getting ready for college in New England requires some careful planning. For example, it is likely to be very warm in August when you arrive and very cold during finals week in December. We asked current Wellesley students to offer their suggestions, and here's what the experts had to say:

GET COZY

- Extra-long twin sheets
- Blanket
- Comforter
- Extra-long twin mattress pad (for extra comfort)
- Pillows
- Pillowcases
- Photos of people (and animals) that you love
- Area rug

CAMPUS LIVING

- Power strips (UL approved)
- Power cables for your electronic devices
- Small (2.5 cubic feet) refrigerator
- Pillow for your chair
- Floor/desk lamp (the College does not provide lamps)
- Push pins
- Packing tape
- Stamps and envelopes
- Rolls of quarters (for doing laundry)
- Alarm clock
- Portable lap desk
- Command™ strips for decorating

SUMMER DAYS

- Sunglasses
- Swimsuit
- Water bottle
- Fan for your room
- Sunblock
- Sporting equipment (like a frisbee!)
- Yellow clothes! (for your class picture and many other events)
- A pair of sneakers to go on a run or work out in the Fitness Center

WINTER NIGHTS

- Socks, socks, and socks
- Rainboots and snowboots
- Umbrella
- Winter jacket
- Hat, mittens, and earmuffs
- Mug for tea or coffee
- Warm blankets
- Snow pants for snow day fun

CLEANING

- Room freshener
- Trash bags
- Toolbox
- Space-saving clothes hangers
- Stackable storage containers
- Multi-surface cleaning wipes
- Swiffer duster or sweeper
- Laundry detergent, fabric softener and dryer sheets
- Laundry bag or hamper

GROOMING

- Shower caddy
- Shower shoes
- Extra toothbrushes
- Nail clippers
- Towels
- Bathrobe
- First aid kit
- Toiletries

BUCKLING DOWN

- Backpack
- Stapler
- Tape
- Calculator
- Post-It® Notes
- Ruler
- Scissors
- Healthy snacks! (for those late night study sessions)
- Writing utensils
- Three-hole punch

GOING OUT

- One really great outfit or dress
- Professional attire/nice blouse
- A great cardigan that you can wear with anything
- A blazer
- A small bag that you can take anywhere and won't lose
- Nice flats or heels
- Hairbrush and styling products
- Hair dryer
- Comfortable walking shoes for exploring campus and Boston

SUSTAINABLE LIVING

As you pack, please keep in mind that Wellesley College is committed to reducing our collective impact on the environment. We encourage buying less, using recycled products, reusing items and developing community through the sharing of items in residence halls.

Please be thoughtful about what you really need, and what might be borrowed or bought used. In addition, during Orientation, you will find bargains galore at our Student Move-In Sale, featuring gently used student necessities at low prices. Here are some other ideas:

- Travel mug for hot beverages (discounts when you bring to the Emporium & Leaky Beaker)
- Canvas shopping bag
- Plate/bowl/fork/knife/spoon/spork
- Hand towel

LINEN AND LAUNDRY SERVICES

Some Wellesley students opt for a laundry and dry-cleaning contract during the school year. *E&R Campus Laundry* is a local company that provides on-campus services for Wellesley College Students. To learn more about their services, please visit www.EandRCleaners.com.

WHAT TO LEAVE AT HOME

- Alcohol and other drugs.
- Candles, incense, or scent pot burners.
- Extension cords (Exception: Power strips with built-in surge protectors are permitted).
- Cooking equipment (such as: microwave oven, toaster, hot plates, toaster ovens, grills, rice cookers or similar high-wattage appliance with exposed heating surface.)
- Non UL approved portable electrical devices.
- Halogen lamps or bulbs.
- Electric portable heaters or air coolers/conditioners (Exception: air conditioners approved for use by College).
- Flammable decorations including natural or artificial Christmas trees.
- Draperies, curtains, and tapestries that are not labeled fire retardant.

THE COLLEGE PROVIDES

- Extra-long twin bed and mattress
- Bookshelves
- Desk and chair
- Bureau
- Mirror (size varies by residence hall)

It makes sense for you to confer with your new roommate(s) before you start packing as you may decide to share some items rather than having duplicates. Many of these items may be purchased on or near campus after you arrive at Wellesley, or at the Student Move-In Sale.

Campus Life

Wellesley's community is a remarkable blend of treasured tradition and contemporary creativity. As our campus community evolves, grows, and diversifies, our traditions help to unite us and shape our common identity, spirit, and Wellesley pride. Living and learning together in our residential community, Wellesley students engage with others to create modern ways of honoring tradition and upholding our values.



RESIDENTIAL LIVING

Wellesley is a residential college. This means we house more than 95% of the student body on campus, and your living together creates a special community that is the heart of the College.

We want you to feel at home no matter where you live on campus. Our residence halls are configured into three main campus neighborhoods: East Side, Quint, and Tower Court. As you prepare to join our community, we'd like you to get to know these campus neighborhoods!

EAST SIDE RESIDENCE HALLS

Bates, Dower, Freeman, McAfee and Stone-Davis

Bates, Freeman and McAfee are all connected by a shared dining hall and are near the Science Center and a short distance to the Ville (town of Wellesley). Students love living in these buildings because the rooms are large, many have nice big windows, and there is a kitchenette and lounge on each floor. McAfee, Bates, and Freeman have recently been updated and all rooms are carpet free. Dower is our smallest residence hall and students enjoy living here because of the close-knit community that can be formed when you get to know everyone that lives in your building. Rooms in Dower are large triples or three-room suites for four students (two bedrooms and a common space). Stone-Davis actually was designed as two buildings that have become one. This horseshoe-shaped building has its own dining hall and provides a wide variety of living options for all students. The living room is a fluid space and the modern interior is a contrast to the building's stately exterior. In addition to enjoying the public and private spaces here, one of the favorite things students like about Stone-D is the late night option of grabbing something to eat in the dining hall.

QUINT RESIDENCE HALLS

Beebe, Cazenove, Munger, Pomeroy and Shafer

The grand old buildings in the Quad are more than 100 years old, and Munger became part of the "Quint" in 1933. All of these residence halls are amazing to look at, as well as to live in. Pomeroy (Pom) is home to the Vegetarian/Kosher dining hall, and the dining hall in the campus center is also a quick walk from the Quint. Something unique about the Quad is that Beebe and Cazenove (Caz) are mirror images of Shafer and Pom. Munger is a very short walk from the center of the Quad's courtyard and is actually the closest hall on campus to the Academic Quad. Students love living in the Quint because of its high energy level, the friendly atmosphere, the number of cozy newly renovated spaces in Pom and Shafer to hang out (inside and outside), and its close proximity to the Campus Center, the Keohane Sports Center and the academic buildings. A fun fact about the Quint is that the Boston Marathon runs directly past these buildings each spring—this portion of the race is known as the Wellesley Scream Tunnel.

TOWER COURT RESIDENCE HALLS

Clafin, Severance and Tower

Whether you are a fan of Harry Potter or not, you will fall in love with the Tower Court neighborhood for the castle-like buildings and the historic images. Each of the halls offers some rooms on main corridors, while others are tucked into corners you will have to search to find. This charm and unique layout—along with some terrific views of Lake Waban—are some of the reasons students love living in these spaces. Tower Dining Hall is central to this group of buildings, and features nut-free dining. In all three buildings you will be able to find extraordinary wood carvings, some of famous characters from literature, and others that are purely decorative. Part of the movie "Mona Lisa Smile" was actually filmed in Clafin hall, which also hosts carvings of Alice in Wonderland characters in the living room.

We hope that you will explore the many different options of places to live on campus, as there is definitely something for every style and type of person. Welcome to your new community and to your new home!

RECYCLING AT WELLESLEY

Wellesley has a broad recycling program, and we need students to make it work! In your residence hall, you can recycle a variety of materials—cardboard, notebooks, bottles, electronics, etc.—in the labeled paper and co-mingled blue bins. They're on every floor! You can also recycle plastic bags and styrofoam at several places on campus. If you're not sure where to recycle something, please check the guides and FAQs at www.wellesley.edu/sustainability.

When taking coffee or tea to-go, be sure to bring your reusable mug. Retail locations across campus also offer a discount on your beverage when you use a reusable mug. At the end of your meal be sure to compost. Although producing no waste or reducing your food waste is the best thing you can do, composting is the second best option and is offered in all dining halls.

CAMPUS DINING

WellesleyFresh Culinary Services provides innovative culinary excellence to the Wellesley College campus community.

The dining halls embrace the diverse needs of students and are committed to offering variety, selection and style. This approach answers the need for convenience and comfort, and reflects the ever-changing college lifestyle.

WellesleyFresh Culinary Services currently provides five campus dining locations, offering a wide variety of culinary options. You might enjoy the entirely vegetarian and Kosher eating experience at Pomeroy, or the Pure Station at Bae Pao Lu, which offers a raw food concept featuring fresh foods that are never cooked over 115°F. You may choose to eat in Tower, where a nut-free and allergen sensitive menu is available, or in Bates to enjoy the Global Grill, featuring a large range of grilled specialties. Stone-Davis features unique home-style foods in a comfortable setting.

Additional "grab-and-go" dining options—including coffee and tea—can be found throughout the day in the Collins Cafe, the Emporium in the Campus Center, and the Leaky Beaker in the Science Center. Elsewhere on campus, student groups run some popular, cash-only eateries, including El Table, Cafe Hoop, and the campus pub, known as Punch's Alley.

MEAL PLAN

All resident students at Wellesley are required to be on the full meal plan, which is inclusive of continuous dining for breakfast, lunch, and dinner meal periods. This includes meals served in our five main dining halls (Tower, Bates, Stone-Davis, Pomeroy, and Bae Pao Lu in the Campus Center). In addition, each student's OneCard (Wellesley ID) is credited with \$50 worth of flex dollars. Additional points may be purchased and added to the OneCard.

ALLERGIES AND SPECIAL DIETARY NEEDS

The eight major food allergens are labeled on the menus in all campus dining locations and on the Wellesley Fresh website: tree nuts, peanuts, fish, shellfish, dairy, eggs, soy, and wheat. If you have special dietary needs, food allergies or religious dietary requirements, we encourage you to contact our on-campus dietitian prior to arrival at Wellesley to arrange a private consultation. Our dietitian and chef managers will work with you to identify appropriate dining options based on your needs. Students are also encouraged to consult with Health Services to address these concerns.

GUEST MEALS

As part of the Wellesley College Student Meal Plan, each student is entitled to eight guest meals per semester. When you bring a guest to dine with you on campus, please respect Wellesley's Honor Code by signing the guest book. Each dining location has a designated guest book sign-in area. Guest Meals may be used at Bae Pao Lu, Bates, Pomeroy, Stone-Davis and Tower—for any meal, any day, anytime. Guest Meal passes are non-refundable, have no cash value, are non-transferable to other students, and must be used by the end of the Spring Semester. Guest meals may not be used at The Leaky Beaker, Collins Cafe, or the Emporium.


FLEX DOLLARS AND POINTS

Flex Dollars: The meal plan includes \$50 worth of flex dollars each semester that may be used for purchases in the Emporium, the Leaky Beaker, and Bae Pao Lu. Flex dollars are not accepted at the Science Center or Collins Cafe. Flex dollars should be used within the academic year and do not carry over from one academic year to the next. For example, flex dollars for the Fall 2019/Spring 2020 academic year do not carry over to Fall 2020/Spring 2021.

Points: Points are not included in the student meal plan and can be purchased and added to a student's OneCard using cash or a credit card. Points may be used at the Emporium, Leaky Beaker, Bae Pao Lu, Collins Cafe, and the Wellesley College Club to purchase items that are not part of the continuous dining program in the dining halls. Points may also be used to pay for guest meals in the dining hall of Bae Pao Lu if all guest meals have been used. To use your points, you simply present your OneCard at the point of purchase.

MENUS/HOURS OF OPERATION

Please visit www.wellesleyfresh.com to get more information on dining hall hours of operation and daily menus. Please note, campus dining services are not open typically open during Summer or Wintersession.



GETTING INVOLVED

No matter what your interests are, you'll find plenty of opportunities at Wellesley to inspire you. Whether it is music, dance, sports, theatre, literature, politics, the environment, spirituality, or social advocacy, there are many student organizations for you. Get involved. Explore what motivates you. Meet new people. Contribute to our community!

CIVIC ENGAGEMENT

Wellesley students have a strong tradition of giving back to the community through service, both on- and off-campus. Day to Make a Difference (D2MAD) brings the campus together for an opportunity to spend a day at the beginning of the fall semester working with local community organizations in a day of service. It is also a great way to learn more about how to get off campus and into the surrounding community throughout the academic year. You can also come to Career Education's Civic Engagement Office to meet with a Ministrare Fellow, an upperclass student who plans student service projects, to talk about great ways to get involved that are tailored to your interests! In addition, Career Education offers a number of programs throughout the year to help you consider your future career path, such as alumnae career panels, graduate school and career fairs, and the College's annual Tanner Conference. Visit Career Education in Green Hall or online at www.wellesley.edu/careereducation.

COLLEGE GOVERNMENT

As the elected representatives of the student body, the members of College Government provide a forum for communicating student views on campus life, articulate students' opinions on various issues to the faculty and administration, and act as spokeswomen for any proposed changes in academic legislation to the academic council. College Government is responsible for promoting and enforcing the Honor Code, encouraging multiculturalism and non partisan dialogue, constituting and funding student organizations, as well as holding weekly Senate meetings to discuss, debate, and vote on various issues pertaining to the student body and the College at large. Every Wellesley student is a member of College Government. As a new student, you are eligible to run for a Senate position. Come shape the Wellesley community by joining one of these groups! Learn more about College Government at www.wellesley.edu/studentlife/campus/clubs/leadership.

STUDENT INVOLVEMENT

The Office of Student Involvement guides students through the process of exploring their interests and passions in clubs, organizations, activities and events which complement and enhance their educational, social, and relational experience at Wellesley College. By getting involved on campus, students have the opportunity to benefit in some important ways:

- Participating in activities creates meaningful interpersonal connections through common experiences and provides a foundation for community development. Attending campus events allows students to develop friendships, expand their learning, and engage in the community in meaningful ways.
- Collaborating with an advisor or mentor in your student organization assists in developing leadership potential. Being involved in co-curricular activities provides the balance needed to excel in the classroom.
- Collaborating with other students and organizations enhances the relational aspects of involvement on campus while maximizing funding resources.

In conjunction with College Government, the Office of Student Involvement helps connect students with their interests through support of more than 150 student organizations. The focus of student organizations at Wellesley ranges broadly from the arts, culture, spirituality and literature to pre-professional, volunteer, and athletic endeavors. At the beginning of each academic year, College Government sponsors a Student Organization Fair where students can learn more about and join campus organizations. Committed to students and student learning, the Student Involvement staff promotes a shared commitment to the community, creativity, and ethical leadership.

CAMPUS TRADITIONS

Wellesley students embrace a number of community traditions that recognize a particular campus milestone or mark the passage of time during the semester.

Convocation is the first College-wide ceremony each year and marks the first day of classes in the fall semester. For first-year students, this is an opportunity for you to celebrate the start of the semester with the Wellesley community.

Step Singing began in 1899 as a way to bring students together. Members of each class gather on the Chapel steps to sing together and shout cheers that show class spirit. Step Singing is held after Convocation in the fall and on the last day of classes in the spring.

Flower Sunday is the oldest tradition at Wellesley, dating back to 1875. As an entering first-year student, you will be matched with a Wellesley big sister and will be welcomed into the community. Together you will come to the flower-filled Chapel for a wonderful multifaith program. This year, Flower Sunday will be held on Sunday, September 15 in Houghton Chapel.

Each Fall, **Family & Friends Weekend and Homecoming** offers family members and alumnae a glimpse into your life at Wellesley. Visitors are invited to attend classes, share in co-curricular activities, meet your friends, attend athletic events, and enjoy the beauty of the campus. This year, Family & Friends Weekend will be held October 18–20, 2019.

Sophomore Tree Planting is, along with Flower Sunday, one of the oldest traditions at Wellesley. During Family & Friends Weekend in the fall, each sophomore class plants its own tree at a predetermined location on campus. The ceremonial shovel used at this event has been present at every tree-planting ceremony as far back as 1879.

Lake Day, held in the fall, is a surprise celebration where students gather on Severance Green for a picnic and fun activities.

Marathon Monday occurs annually on the third Monday of April. Crowds of Wellesley women gather at mile 13 and form the famous "scream tunnel" to cheer Boston Marathon runners as they pass by the main entrance of the College. Many students wave banners, hand out water and shout words of encouragement to thousands of appreciative runners.

Hoop Rolling traditionally occurs early on a Saturday morning on one of the last weekends of the Spring semester. The night before, seniors' little sisters will camp out to save them a place in the front of the line. The following morning, seniors race down Tupelo Lane rolling their hoops. At the end of the race, the President of the College announces the winner, who is then thrown into Lake Waban by her peers to celebrate her victory.

Each semester, College Government, the student programming board (SBOG), student leaders, and clubs and organizations plan many other special events that add to the social scene at Wellesley. These events include the annual lip sync contest, an outdoor block party on Tupelo Lane, and a Spring Week celebration that includes a major concert. Campus cultural groups are also known for presenting spectacular celebrations showcasing cultural dance, music, and food.

PHYSICAL EDUCATION, RECREATION AND ATHLETICS

An important part of your college experience is staying physically active. The Department of Physical Education, Recreation, and Athletics (PERA) is charged with developing students' knowledge and skills in physical activities. Through involvement in regular physical activity, students also enhance their knowledge about nutrition, time management, sleep, and stress management. This learning is an essential component of the liberal arts education at Wellesley College and is a graduation requirement. To learn more about athletics, physical education and recreational activities, please visit the PERA website at www.wellesley.edu/athletics.

PHYSICAL EDUCATION

Wellesley requires all students to earn eight credit points in physical education in support of a physically active lifestyle during their college years and beyond. To earn eight physical education credits, students may take either two 12-week semester classes (four credits each) or four six-week term classes (two credits each) or a combination of the two. Students are strongly encouraged to complete the physical education requirement by the end of their sophomore year.

RECREATION

Recreation offers activities that promote a healthy balanced lifestyle for students and the College community. Through structured and informal activities and events, the recreation program aims to create an atmosphere that fosters a lifelong relationship with physical activity. We are committed to meeting the diverse and evolving needs of the campus community. We encourage students to be involved in club sports, group fitness, kayaking, rock climbing, swimming, cardio, weight training, dance, yoga and countless other options.

VARSITY ATHLETICS

Wellesley boasts a highly competitive varsity athletics program for student-athletes who want to compete at the college level. The Blue compete in 13 varsity sports, earning championships and recognition at the highest levels of Division III athletics.

Wellesley competes primarily in the New England Women's and Men's Athletic Conference (NEWMAC), but also holds affiliations with Seven Sisters, the Liberty League, and the Northeast Fencing Conference. As Wellesley's primary conference, the NEWMAC includes 11 selective academic institutions who share a common goal of providing student-athletes with competitive athletic opportunities within an educational and respectful environment, embodying the values of Division III athletics.

On the field of play, all 13 Wellesley athletics programs have qualified for the NCAA championships and 10 have won the NEWMAC Championship at least once. The Blue have racked up over 100 Seven Sisters Championships and have won numerous individual tournaments and titles as well. In the classroom, members of varsity athletic teams take part in all that Wellesley has to offer, including study abroad programs, presenting at Ruhlman and Tanner conferences, senior theses, and other educational opportunities. Overall, student-athletes at Wellesley have the unique opportunity to become a part of this successful history and the strong community of Blue athletics. Go Blue!





STUDENT HEALTH AND WELLNESS

Wellesley is committed to supporting the overall well-being of each student. A variety of services and programs can help you meet your physical, emotional, and spiritual needs. We encourage you to utilize any of these services, and when needed, seek out the support we provide during your time at Wellesley.

HEALTH SERVICE

The College Health Service is a licensed outpatient clinic staffed by board-certified physicians, nurse practitioners, and nurses who provide primary medical care, gynecological care, nutrition counseling, and physical therapy care to all students. The staff is committed to educating students and promoting healthy choices and lifestyles. The Health Service also provides general medicine services, immunizations, medical clearances, confidential HIV testing, laboratory testing, traveler's health advice, health and alcohol education, and services relating specifically to women's health. Consultation with specialists is available both locally and in Boston. For more information, please visit www.wellesley.edu/healthservice.

The Health Service supports the educational mission of Wellesley College by engaging our students as they connect optimal wellbeing to personal and academic growth. We strive to make good health and integrity our students' passion by providing non-judgmental, high quality medical care and health promotion opportunities that are respectful of culture and background. Our goal is for our students to be empowered by and knowledgeable in making healthy life choices, preventing disease and injury, managing chronic illness or disability, and developing effective self-advocacy as they invest in a lifelong pursuit of wellness.

STONE CENTER COUNSELING SERVICE

The mission of the Stone Center Counseling Service is to foster student's psychological resiliency and capacity to change. We support students by working collaboratively and relationally, being mindful of their diverse needs and backgrounds, encouraging self-reflection and self-acceptance. We offer students a continuum of counseling services that promote wellness, balance, acceptance of self, and connection to others. We provide an array of developmental and mental health services and build partnerships to raise awareness and educate about emotional well-being.

The service provides time-limited personal counseling and a variety of groups and outreach programs, as well as consultation to the community, after hours support and emergency intervention. Counseling is confidential and there is no fee. The Counseling Service also provides referrals for long-term counseling. The Counseling staff consists of an experienced team of psychologists, social workers, a clinical nurse specialist, psychiatrists and advanced trainees and interns. For more information about counseling, please visit www.wellesley.edu/counseling.

OUR DIVERSE COMMUNITY

The student body at Wellesley College is among the most diverse on any campus in the nation. This diversity enriches the experience of all our students and provides us with incentives to respond to and support the varied backgrounds and experiences of community members.

OFFICE OF INTERCULTURAL EDUCATION

Wellesley's Office of Intercultural Education works in partnership to examine issues of campus climate, to encourage dialogue around issues of diversity with the goal of creating broader understanding, and to respond to issues and concerns that have an impact on the quality of student life. Each member of the team engages with colleagues and students to create a multiculturally inclusive environment at Wellesley, and also works to develop a vibrant and inclusive sense of community on campus by affirming social identities through the support of cultural communities.

The college has a network of multicultural spaces on campus that will allow our students to collaborate with and draw strength from those with whom they share a common identity while, at the same time, promoting intercultural dialogue and connection among all members of the Wellesley community.

ACORNS HOUSE

Acorns House is a space that provides social, emotional, cultural, and academic support to students of Asian and Latina descent at Wellesley College. Additionally, Acorns House provides educational and cultural programming for the Wellesley College community. Acorns houses the offices for the Assistant Deans and Advisors to students of Asian descent, Latina students, Mixed Race students, and LBGQTQIA students.

HARAMBEE HOUSE

Harambee House is committed to facilitating a healthy and supportive campus environment for students of African descent, with a wide array of services and programs that foster academic, personal, and communal growth. Harambee House also offers enlightening cultural activities that raise a sense of consciousness and awareness to the history and culture of people of the African Diaspora.

SLATER INTERNATIONAL CENTER

The Slater International Center promotes intercultural awareness, mutual respect, and global leadership by providing collaborative programming and support services for international students and scholars. The Center is the focal point for international activities and events that bring together members of the College community who share a desire to explore global issues and to increase intercultural understanding. Students meet here to study, learn, cook, entertain, and gather informally.

The Slater staff works closely with other departments to provide a variety of services to assist international students and scholars, including advising services and referrals related to immigration, employment, academic, social and cultural issues. The Slater International Center supports international and multicultural student organizations and promotes global student leadership. For more information on the Slater International Center, please visit www.wellesley.edu/international.

RELIGIOUS AND SPIRITUAL LIFE

The Office of Religious and Spiritual Life (ORSL) nurtures the spiritual lives of all Wellesley students through diverse religious celebrations, compassionate pastoral care, dynamic multifaith programs, and contemplative mindfulness practices. Inspired by Wellesley's historic belief that education is a spiritual as well as an intellectual journey, ORSL celebrates and affirms the diversity of religious and cultural experience of our students, both creating space for particular traditions and fostering communities for multifaith and intercultural exchange. Led by a diverse team of chaplains, students can connect to religious communities for weekly or high holy day services, seek confidential counsel and guidance from our multifaith chaplains, participate in interfaith programs, or learn new skills to foster resiliency and spiritual wellness. Students of all faith or no faith can find a home in the Office of Religious & Spiritual Life.

Houghton Chapel and the Multifaith Center (MFC) are accessible to students 24 hours a day through swipe card access. Students can walk the labyrinth in the Chapel, hang out in the gathering area, study in library, practice mindfulness in the meditation room or pray alone or together in the prayer room.

Here you can wrestle with life's most pressing questions as you explore your own values, beliefs, and convictions. Here you can gather for fellowship and fun, explore new spiritual practices, or learn to dialogue across difference. Here you can connect to an enriching and beloved community to accompany you on your Wellesley journey. Here you can become you.

LGBTQ PROGRAMS AND SERVICES

Did you know that Wellesley is considered to be one of the most LGBTQ-friendly colleges and universities in the US? LGBTQ identified Wellesley students enjoy the support of many faculty, staff and other students who consider themselves to be strong allies. Campus resources for LGBTQ and questioning students include the annual September Welcome to the LGBTQ Community Dinner, the Big and Little Queer Sibling Match, and other programs sponsored by LGBTQ Programs and Services throughout the year. The Assistant Dean of LGBTQ Programs and Services is also available for individual and small group advising.

Some students become involved in Queer student groups, including blackOUT, Familia, Siblings, Tea Talks, SAGA, Wildcards, and the QTPOC Collective. Other resources include out and proud Orientation Mentors and Resident Assistants, a trans-friendly health insurance policy, and support groups offered by various departments such as the Stone Center, and Religious and Spiritual Life.



The Campus and Beyond

Academics at Wellesley

Throughout its history, Wellesley has dedicated itself to providing women with an excellent liberal arts education. Our curriculum is designed to support students as you explore and learn, and later to encourage you to work in depth in your specific field of interest.

GETTING AROUND

CAMPUS BUSES AND SHUTTLES

The Department of Faculty Housing and Transportation at Wellesley College is responsible for supporting student transportation from Wellesley to other area locations. In addition to public transit, campus-based buses provide transportation to Boston and Cambridge, including the Exchange Bus, the Senate Bus, and the Wellesley/Olin/Babson (BOW) Shuttle.

The Exchange Bus provides transportation between Wellesley and MIT on weekdays for Wellesley and MIT students. A Wellesley College or MIT ID card is required to ride the bus. This bus picks up and drops off on the Wellesley campus at Houghton Chapel and Alumnae Hall, at several locations on the MIT campus, and in Boston's Back Bay.

The Senate Bus runs between Wellesley and Cambridge from Friday evening through Sunday evening. Tickets or tokens are required for students riding the Senate Bus and are sold on campus at Wellesley, as well as at several locations in Harvard Square and at MIT.

On Saturdays, the College also operates a Mall Shuttle Bus to the nearby Natick Mall and the Framingham movie theatre. Tickets or tokens are also required for this bus.

The Wellesley/Olin/Babson Shuttle runs between Wellesley College, Olin College of Engineering, and Babson College. Wellesley, Olin, and Babson students may ride the shuttle free of charge with a College ID Card.

PUBLIC TRANSPORTATION

The MWRTA Route 8 Shuttle provides service eastbound and westbound from the campus stop at Alumnae Hall. Riders can access the MBTA Green Line at the Woodland stop as well as the Natick Mall at the Macy's stop. Student fare is \$1.00 with a valid student ID card. For more information go to www.mwrta.com.

There are also many public transportation options available in the town of Wellesley and around the greater Boston area. The MBTA commuter rail makes three stops in Wellesley—at Wellesley Farms, Wellesley Hills, and Wellesley Square—and provides transportation into Boston (stopping at Back Bay and South Station). You may also ride the Green Line subway into Boston from the nearby Woodland T stop, or take the Red Line from Harvard Square or MIT, which can be reached by taking the Exchange or Senate Bus.

The Wellesley College website contains additional information about other forms of public transportation to and from campus, including Amtrak, Greyhound, Peter Pan, and airport transportation via Logan Express.

BIKESHARE PROGRAM

With funding from the Wellesley Class of 1957, the Office of Sustainability runs a bike share program on campus. Faculty, staff, and students can take part by signing the waiver and filling out the form at tinyurl.com/wellesleybikeshare. The program is entirely FREE of charge! Registered participants may check out bike keys with their username and pin at either the campus police station or at Freeman Residence Hall and have 24 hours to return them.

ESCORT PROGRAM

The Wellesley College Campus Escort Program provides all members of the Wellesley College community and visitors a safe, reliable way to travel about the campus. Campus Police assistants manage the program, including a shuttle van that makes regular stops along a predesignated route, and walking escorts. For schedules, please visit www.wellesley.edu/police/escort.

ZIPCARS

For students who are 18 or older, Wellesley College maintains a relationship with Zipcar, which has automobiles available for short-term rental. There are six Zipcars parked on campus; two are located at Campus Police, at the Davis Parking Facility, and four are parked in the Gray Lot. For further information, please visit www.zipcar.com/wellesley.

PARKING ON CAMPUS

First-year resident students are not authorized to bring cars to campus. All other students must register their vehicles with the campus police department and will receive parking permits for designated parking areas. Visitors to campus and guests of students must park in the Davis parking facility.

Commuter students who reside off-campus must park their vehicles in the appropriate commuter student parking areas during normal business hours. Commuting students may park in the Founders lot and the library area spaces after business hours and on weekends provided they park within lined parking spaces and do not park in reserved spaces.



MAKING THE MOST OF YOUR FIRST YEAR

Your first year is the best time for you to explore the Wellesley curriculum, identify new subjects that are exciting to you, and solidify your interest in familiar fields. It is also the right time to develop a network of resources that will support and sustain you throughout your years at Wellesley. Below is some basic information about academic programs and requirements to help you get started.

SHADOW GRADING

To encourage you to explore the curriculum and support your transition into college academics, Wellesley has a shadow grading policy for students in their first semester. You will receive grades and other feedback in your first semester courses, and you should use those to learn about Wellesley's academic standards and your own abilities and interests. These grades are not reported on your official transcript, however, and will not be released outside of the College. This practice frees you to take some risks during your first semester, to focus on what you are learning in your courses, and to develop effective study skills and practices.

OFFICE OF THE REGISTRAR

The Registrar's office supports the academic program of the College and protects the integrity of the Wellesley degree. The office is responsible for creating the class schedule, registering students for classes, grading information, transcripts, transferring credits, verifying your enrollment status, and certifying the Wellesley degree. For up-to-date information, please visit www.wellesley.edu/registrar.

COURSE PLACEMENT

As an entering student you may find that you can begin some of your course work above an introductory level based on previous preparation, including credit earned through advanced placement exams and prior college-level courses. When it comes time to choose your courses, it is important to choose those that will build upon your previous study, and not to repeat material you have already mastered.

TAKING PLACEMENT EXAMS

Placement examinations are used to determine your proficiency in a particular subject and to identify the appropriate level of course work for you. You are required to take both the math placement survey and the Quantitative Reasoning (QR) assessment online through MyWellesley during the summer before you arrive at Wellesley. One additional make-up of the QR assessment will also be administered on campus during Orientation. To help you prepare for this assessment, a QR study booklet is available online at <https://www.wellesley.edu/esp/entering/academicsprocess/exams/QR>.

Additional placement exams in foreign languages, music, and physics will be available online through MyWellesley, or will be administered on campus during Orientation. For more detailed information, to access online exams, and to sign up for placement exams offered during Orientation, be sure to log in to MyWellesley.

ADVANCED PLACEMENT INTERNATIONAL BACCALAUREATE EXAMINATIONS, A-LEVELS OR OTHER INTERNATIONAL EXAMS

A maximum of four units from AP or IB examinations can be applied toward the Wellesley degree. You will be awarded credit after your first year, provided you have not taken an equivalent course at Wellesley. You will earn one unit of credit if you have earned a score of 5 on an AP examination of the College Entrance Examination Board (two units of credit will be given for a score of 4 or 5 on the Mathematics BC examination and one unit for a score of 4 or 5 on Mathematics AB or AB sub-score on Mathematics BC examination). You may also be eligible to receive credit for International Baccalaureate, A-level, or other international exams. For more detailed information about Wellesley College guidelines on awarding credit for AP and IB exams, please visit www.wellesley.edu/registrar.

TRANSFER CREDITS

If you have successfully completed college course work at a different institution before coming to Wellesley, you may be eligible to earn some credit toward the Wellesley degree. Credit for college-level work completed during high school will be granted only if the course does not appear on your high school transcript and if it meets our criteria for transfer credit. Information about transfer of college credit toward the Wellesley degree once a student is enrolled can be obtained from the Registrar or the Class Deans' office.

International students who have attended college or university before matriculating at Wellesley have until the end of the first year to decide whether to accept advance standing by transferring credit from the prior institution(s).

Entering Davis Scholars and transfer students should consult with the members of the Class Deans' office about transfer credits for previous college work, placement issues, and course selection.



REQUIREMENTS FOR THE DEGREE

Wellesley students are responsible for meeting all degree requirements to receive the Bachelor of Arts degree, including completing 32 units of academic work with a C average or better. At Wellesley, a typical course is worth one unit of academic credit, while laboratory courses are frequently worth 1.25 units. Most courses meet two or three times per week, and the Wellesley academic schedule is based on 75-minute class sessions. Depending upon the course, seminars, labs and art studios may meet for extended blocks of time.

During your first year, each student is expected to earn eight units of academic credit, including the First-Year Writing course in either the fall or spring semester. First-year students may register for a maximum of four courses (not exceeding 4.75 units) during the fall semester. In the spring semester, first-year students with solid academic records may be granted permission, after consultation with the dean, to add a fifth course.

You will work broadly in our liberal arts curriculum in order to meet Wellesley's general requirements, and during your sophomore year, you will choose a major, which provides the foundation for you to pursue advanced work in a particular field.

WRITING REQUIREMENT

You are required to complete one semester of expository writing by the end of your first year. This will provide you with an important opportunity to improve your writing skills and prepare for college-level writing. You are required to take a First-Year Writing course whether or not you have taken expository writing or AP English in high school.

FOREIGN LANGUAGE REQUIREMENT

As a candidate for the degree of Bachelor of Arts, you must show that you have some proficiency in the use of at least one foreign language, ancient or modern. Ordinarily, this must be done before the beginning of your senior year. The foreign language requirement may be met in several ways, including:

- by receiving a score of 690 or better on the College Entrance Examination SAT II, a score of 5 on an AP language examination, or a score of 5 or better on a Higher Level IB course.
- by completing two units of language at the second-year college level or one unit above the second-year college level.

If you are starting a language for the first time at Wellesley and are using it to complete the language requirement, you should be aware that you will be required to complete four semesters of language study. With most language study at Wellesley, a student who takes a language course (either 101 or 201) during the first semester must complete the second semester of the course or lose credit for the first semester of the course sequence.

QUANTITATIVE REASONING REQUIREMENT

The Quantitative Reasoning Program is designed to ensure that Wellesley students are proficient in the use of mathematical, logical, and statistical problem-solving tools needed in today's increasingly quantitative world. The QR requirement consists of two parts: a basic skills component and an overlay component. The basic skills component is intended to help you gain the math skills needed for courses with a quantitative focus. You will satisfy the basic skills requirement by passing the QR Assessment, or by completing QR 140, a basic skills course focusing on mathematical topics in the context of real-world applications. The second part of the QR requirement, the overlay course (data analysis) component, is designed to engage students in the analysis and interpretation of data in a scientific or social context and to provide an understanding of the statistics used in everyday life. This course may also be used to satisfy a distribution requirement.

MULTICULTURAL REQUIREMENT

All students must complete one unit of course work that focuses on (1) African, Asian, Caribbean, Latin American, Native American, or Pacific Island peoples, cultures, or societies; and/or (2) a minority American culture, such as those defined by race, religion, ethnicity, sexual orientation, or physical ability, and/or (3) the processes of racism, social or ethnic discrimination, or cross-cultural interaction. This requirement may be satisfied with a course that also satisfies a distribution requirement; however, First-Year Writing courses may not be used to fulfill this requirement.

PHYSICAL EDUCATION REQUIREMENT

Wellesley requires all students to earn eight credit points in physical education in support of a physically active lifestyle during their college years and beyond. To earn eight physical education credits, you may take either two 12-week semester classes (four credits each) or four six week term classes (two credits each) or a combination of the two. You are strongly encouraged to complete the physical education requirement by the end of your sophomore year.

THE MAJOR

By the spring semester of your sophomore year, or the fall semester if you plan to go abroad, you will be expected to elect a major field in which you will pursue studies to an advanced level. A major requires at least eight units of credit; most require more. For a complete listing of academic departments and programs, please visit www.wellesley.edu/academics/deptsmajorprog.



CHOOSING COURSES FOR YOUR FIRST YEAR

The best way to take full advantage of Wellesley's academic opportunities is to vary your coursework during your first year.

As you look through the catalog for courses of interest and start to build some possible schedules, a good strategy is to consider courses with varying content and kinds of work. With so many courses to choose from, you may find this information helpful.

CHOOSING COURSES TO EXPLORE THE CURRICULUM

A liberal arts education allows you to explore the breadth of human knowledge, and in your first year, you should try to do something new. Peruse the catalog to find a subject that your high school did not offer or look for a topic that you feel touches on an important current issue—sustainability, gender identity or free speech for example—that would be exciting to study. There will be time during Orientation to talk with faculty members and upper-class students about interesting courses they would recommend. As you look through the catalog for courses of interest, and start to build some possible schedules, a good strategy is to consider courses with varying content and kinds of work.

CHOOSING A FIRST-YEAR WRITING COURSE

As a first-year student, you are expected to take a First-Year Writing course during either the fall or spring semester. All writing courses focus on a specific topic; some combine writing with an existing course in another department and so meet an extra hour each week.

First-Year Writing courses have the primary goal of helping first-year students establish a useful writing process, and to appreciate writing as a dynamic activity in which ideas are shaped, revised, and often changed completely. Because the Writing Program is both interdisciplinary and interdepartmental, courses are taught by faculty from departments across the College who recognize the importance of writing in academic life—both in their own academic lives and in the lives of their students.

CHOOSING A FIRST-YEAR SEMINAR

First-Year Seminars are optional, small, participatory classes in which first-year students work closely with a faculty member and with each other. The topics of these courses are diverse but each seminar is designed to foster the skills and habits of mind essential for intellectual inquiry at the college level. A respected member of the faculty teaches each seminar, enrollment is limited to 15 or fewer first-year students. First-Year Seminars offer cooperative, collaborative teaming environments, and so serve to welcome entering students into the intellectual and social community at Wellesley.

If you are considering a First-Year Seminar course, look for one that goes beyond your high school experience in a field of study that intrigues you or is completely new to you. A complete list of First-Year Seminars for the 2019–2020 academic year can be found in the course catalog.

Members of the Class of 2023 will have the opportunity to identify their preferences for First-Year Writing and First-Year Seminar courses during the summer. Detailed information about choosing these courses can be accessed through the checklist on MyWellesley or on the Entering Students website at www.wellesley.edu/esp/entering/academics.

CHOOSING A FOREIGN LANGUAGE COURSE

Since proficiency in a foreign language is a degree requirement, many Wellesley students include language study in their first-year curriculum. Starting during the first year may be particularly helpful to students who hope to study abroad later during their college careers. If you are continuing to study a language you have taken in high school, you should plan to take a foreign language placement exam offered online or during Orientation, to determine the right course placement for you. Further information about language study at Wellesley is included in this packet.

CHOOSING A MATHEMATICS COURSE

The results of the math placement survey you take online during the summer through MyWellesley will indicate your appropriate placement. If you have questions about your placement, you should speak to the placement coordinator or with other members of the department during Orientation. You are not required to take math during your first year, although we do encourage you to do so. Please know that if you take a course that is equivalent to one for which you have received prior college, AP, or IB credit, you will forfeit that prior credit.

The Department of Mathematics offers introductory courses in calculus, statistics, and finite mathematics. For descriptions of these courses and further guidance, please visit www.wellesley.edu/math/curriculum/choosing.

CHOOSING AN ART COURSE

First-year students considering a major in the art department should begin with the introductory survey course, ARTH 100. Note that WRIT 107/ARTH 100 is a special section of ARTH 100, which enables you to receive credit toward a visual art major, art distribution, and your writing requirement. These courses are offered in the fall and the spring. If you are interested in studio art, architecture, or media arts and sciences, you should plan to take one studio course in the first year.

The Department of Art does not assign major credit for AP art classes in studio art or art history. However, you may submit a portfolio of actual work to the director of studio art or director of architecture for independent assessment and advice. If you are a potential major in art history, studio art, architecture, or media arts and sciences, pick up a copy of the art department course guide, which provides the most detailed and up-to-date information about the various majors, offerings, and special opportunities in the arts.

CHOOSING A MUSIC COURSE

If you are interested in taking music courses or lessons, you must take the music theory placement test. Based on the results of that test, you will be placed in an appropriate music theory class. The department strongly encourages students wishing to major or minor in music to take MUS 122 or 220 (subject to placement) in the fall of the first year, and MUS 244 in the spring. If you would

like to take private lessons in musical performance, you must place out of MUS 111 or take it during the first year. Students wishing to take lessons for credit must also receive the permission of the Instructor via an audition and take a co-requisite of one academic music course for each year of credit lessons.


Full information about the opportunities offered by the music department is available on the music department website at www.wellesley.edu/music.

CHOOSING A SCIENCE COURSE

At Wellesley College, the opportunities for the study of science go far beyond what you may have experienced in your high school curriculum. In addition to math, biological sciences, physics, and chemistry, Wellesley offers courses in such fields as astronomy, geosciences, computer science, neuroscience, and environmental science.

As you think about which science course you might like to take during your first year, it can be helpful to consider whether you might pursue in-depth work in science or math, and whether you may be interested in a pre-med track. You will notice that most departments offer course sequences that may lead to a major or satisfy pre-medical preparation requirements, and it is important to begin these series of courses at the right level. Faculty from these departments will be available during Orientation to advise you about the right first courses for you. This can be helpful as you choose your courses for the first semester, as health profession graduate schools often expect extensive undergraduate preparation in math, biological sciences, and chemistry.

In most cases, students must fulfill the Quantitative Reasoning basic skills requirement before enrolling in introductory science courses. Several departments offer science courses specifically designed for first-year students, as a way of introducing you to a particular set of scientific concepts or modes of inquiry. Further information about these courses can be found on the Entering Student website.



DISTRIBUTION REQUIREMENTS

In order to ensure that you gain insight and awareness in areas outside of your major, the College requires that you elect nine units from the three groups of distribution areas described below, as part of the total number of units required for graduation. Here are details about the distribution requirements:

Group 1—You must complete three units drawn from the following two distribution areas. At least one unit must come from each of these two areas:

LANGUAGE AND LITERATURE

Courses in this group focus on: (1) the history, critical analysis, theory, and/or creation of literature, and (2) increasing mastery of the grammar, usage, and cultural context of languages studied beyond the elementary level. Courses in creative writing also fulfill this requirement.

VISUAL ARTS, MUSIC, THEATRE, FILM AND VIDEO

Courses in this area focus on: (1) the history, critical analysis, and/or theory of the visual and performing arts, and (2) practice in the creation and performance of these arts.

Group 2—You must complete three units drawn from the following four distribution areas. One unit must come from the social and behavioral analysis category; the two additional units must come from two of the three other categories:

SOCIAL AND BEHAVIORAL ANALYSIS

Courses introduce you to different theoretical and methodological approaches to the study of human societies and behaviors.

EPISTEMOLOGY AND COGNITION

Courses examine the nature, sources, and limits of human knowledge.

RELIGION, ETHICS, AND MORAL PHILOSOPHY

Courses focus on human conduct, the nature of values, the traditions of thought that have informed these values, and the religious traditions of the world.

HISTORICAL STUDIES

Courses develop understanding of history by illuminating the distinctiveness of one or another part of the past, with the goal of bringing an appreciation of different political, social, economic, or cultural configurations and by exploring the processes of historical change, through which one configuration of institutions, ideas, and behaviors is replaced by another.

Group 3—You must complete three units from the following two distribution areas. At least one unit must come from each of these two areas, and at least one unit must be a laboratory unit.

NATURAL AND PHYSICAL SCIENCE

This requirement is designed to provide a basic knowledge of the capabilities and limitations of the scientific method of inquiry.

MATHEMATICAL MODELING AND PROBLEM SOLVING

Courses in this group help develop skills needed: (1) to formulate, understand, and analyze mathematical models of natural phenomena, and/or (2) to formulate and solve complex problems requiring a logical progression through multiple mathematical or computational steps.



ACADEMIC SUPPORT SERVICES

Wellesley is committed to providing the support that every student needs to succeed. We offer a variety of support services that are designed to help you reach your academic potential. Please get to know these departments as you pursue your interests and goals.

ACADEMIC ADVISING

Academic Advising happens on a number of levels at Wellesley College. To prepare you for course registration, academic advising is woven into the Orientation schedule. During Orientation, you will have access to faculty members from all academic departments and will have opportunities to learn about courses offered in a variety of disciplines and interdisciplinary fields. You also will have a chance to meet with peer leaders, your Class Dean, and other advisors as you decide which courses you would like to take during your first semester.

The placement exams you take—some during the summer on MyWellesley, and some once you arrive—will provide you and the faculty with helpful information about which courses are right for you. Then, with the help of mentors, peer tutors, and faculty members, you will identify several possible courses and schedules in preparation for online registration which will take place during Orientation. First-year students are assigned faculty advisors at the end of the summer, and a planned meeting will take place at the start of the semester.

PFORZHEIMER LEARNING AND TEACHING CENTER

The Pforzheimer Learning and Teaching Center (PLTC) plays a vital role in your academic success, working closely with both academic and student life departments to offer an array of support programs and services. Wellesley College students rely on the PLTC for content tutoring, public speaking tutoring, homework help, college level study strategy workshops (such as time-management, test-taking and note taking skills), self-help handouts, course based supplemental instruction and informal peer advising and referrals. Individual, group, walk-in, and scheduled appointments are available at no charge to Wellesley students. For more information on how the PLTC can help you build on your academic strengths, overcome academic difficulties, and develop effective strategies for academic success please visit www.wellesley.edu/pltc.

ACCESSIBILITY AND DISABILITY RESOURCES

Wellesley encourages students with disabilities to participate in the full range of academic programs, activities, and events offered at the College. You may find the need to request reasonable accommodations (or auxiliary aids and services) to obtain equal access to programs and services on campus, or the support and understanding of a staff person with expertise in disability issues. Information and resources are available to students with all types of disabilities that are temporary or permanent, visible or invisible. These types of disabilities include, but are not limited to, those with mobility, vision, hearing, learning, mental health disabilities, food allergies, and more. If you need any form of disability-related assistance, complete the Disability Information Form available through MyWellesley, or contact Jim Wice, Director of Accessibility and Disability Resources and at 781.283.2434, accessibility@wellesley.edu. For more information regarding disability services, please visit www.wellesley.edu/adr.

Expanding Your Experience

At Wellesley, learning isn't limited to just the classroom. In addition to the classroom curriculum, we offer an impressive variety of alternative educational opportunities. We encourage you to explore these offerings.



BEYOND THE CLASSROOM

CAMPUS LIBRARIES

The libraries offer quiet, comfortable settings for individual and group study. With your Wellesley ID card, you will have access to many nearby academic libraries, while Interlibrary Loan services deliver other Libraries' resources to campus for your use.

The Book Arts Lab and Special Collections allow for hands-on study of the history and arts of the book. Research resources are available in the libraries and on the Library & Technology Services website. Collections include more than 1.6 million print and electronic books, periodicals, government documents, video and audio recordings, music scores, maps and rare books and manuscripts. Research librarians are available in the Clapp, Art, Music, and Science libraries as well as via online chat to provide you with research help. Curators and archivists are available in Special Collections and the Archives in Clapp Library.

CIVIC ENGAGEMENT AND INTERNSHIPS

Wellesley supports a large and diverse number of internships and community service projects in the U.S. and abroad through the department of Career Education. These are ideal ways to put your knowledge to work in the world—and learn about yourself, explore different career paths, and develop skills in the process.

CROSS-REGISTRATION AND EXCHANGE PROGRAMS

After completing your first semester, you may cross-register for courses with MIT. Wellesley also has cooperative programs with nearby Babson College, Brandeis University, and Olin College of Engineering. You may also elect to spend a semester or a full year participating in the Twelve College Exchange Program that includes Amherst, Bowdoin, Connecticut College, Dartmouth, Mount Holyoke, Smith, Trinity, Vassar, Wesleyan, and Wheaton. In addition, you may choose to participate in other exchange programs with Spelman College in Atlanta, Georgia, or Mills College in Oakland, California.

CAREER EDUCATION

Wellesley Career Education offers a window to a world of opportunity. The Career Education team is here to support students as they explore the intersection between self and society and consider the exciting (but daunting!) question “What do I want to be when I grow up?” From day one on campus, students are paired with their own College Career Mentor, who help them to explore their interests through self-assessment, internships, fellowships, and civic engagement. A team of Career Community Advisors provide industry expertise and guidance as specific fields begin to pique students' curiosity. The path is non-linear, winding, and filled with possibility. Career Education is here to help students navigate. Connect with Career Education on the fourth floor of Green Hall and at www.wellesley.edu/careereducation.

STUDY ABROAD

Almost half of Wellesley College students elect to spend a semester or year abroad, typically during their junior year. More than 150 programs are available to students with offerings in every academic discipline and world region. You will work with your major department, Class Dean, and the Office of International Study to select a program that will either strengthen work in the major or otherwise complement your overall degree program. Students who hope to study abroad should have a plan to complete the foreign language requirement prior to study abroad.

The Office of International Study can provide you with information and guidance regarding study abroad through workshops, printed materials, and individual advising. For more information, go to www.wellesley.edu/ois.

THE TANNER CONFERENCE

The Tanner Conference provides an avenue for students and alumnae to reflect critically upon, analyze, and share their off-campus experiences with others. Encompassing the range of off-campus experiences of students, the conference explores the learning that occurs through internships, service-learning experiences, student teaching, study abroad, international Wintersession programs, courses in experiential learning, and independent study and research undertaken away from Wellesley. The conference also presents an opportunity for alumnae to return to campus to discuss how their participation in these experiences as Wellesley students has enriched their lives. This year, the conference will be held on Tuesday, October 29, 2019.

THE RUHLMAN CONFERENCE

The Ruhlman Conference fosters collaboration among students and faculty across the disciplines and enhances the intellectual life of Wellesley College. This day-long event provides an opportunity for students, faculty, staff, friends, family, and alumnae to come together in celebration of student achievement. Attentive to the diversity of student interest and accomplishments, the conference includes a variety of formats for the presentation of student work, papers, panels, posters, exhibitions, musical and theatrical performances, and readings of original work. This year, the Conference will be held on Wednesday, April 29, 2020.

WELLESLEY PLUS

WellesleyPlus is a selective program that links coursework, advising, and peer mentorship to provide a strong foundation for a small group of first-year students at Wellesley. The program is designed to assist with the transition to college, as you and your classmates learn to build on your academic strengths and identify areas for improvement.

Students are invited to participate in WellesleyPlus based on information provided during the admission process. Many first-generation college students are invited to participate in WellesleyPlus, as are Questbridge scholars and MasterCard scholars.

DAVIS MUSEUM

One of the oldest and most acclaimed academic fine arts museums in the country, the Davis Museum presents students, faculty, staff, and visitors many opportunities to engage with the arts. Collections at the museum span global history from ancient times to yesterday, with masterpieces from almost every continent. Students are invited to visit the museum to see, experience, interpret, and learn about works of art.

Campus Technology

Whether you feel very comfortable with technology, a little intimidated, or somewhere in between, we have the resources to help you start utilizing campus technology and improving your skills.



MYWELLESLEY

Your new MyWellesley account gives you access to:

- an interactive Entering Student Checklist
- important forms and due dates
- information reminders about arrival and Orientation
- your Wellesley College Google Apps for Education email, documents, and more

Check MyWellesley at portal.wellesley.edu regularly, since this will be our primary means of communicating with you during the summer. Your new Domain Account username and password were emailed to you in May, to the email address you have on file with the College.

ENTERING STUDENT WEBSITE

Students should visit the entering student website for information on courses designed especially for first-year students, for updates about Orientation schedules and events, and for advice about choosing courses and thinking about potential major fields of study. The website is available at www.wellesley.edu/esp/entering.

GOOGLE APPS FOR EDUCATION

Wellesley uses Google Apps for Education for email, calendaring, and collaborating through documents, groups, and sites. If you have used consumer Google products like Gmail, your Google Apps account will be familiar. Your email address will be your Wellesley Domain username@wellesley.edu. You also get additional email aliases based on your full name and preferred name.

You can access Google Apps once you receive your new Domain Account information, either through MyWellesley or by visiting mail.wellesley.edu.

Your Domain Account will give you access to nearly everything, including your email, student financial account information, grades, and more. Start building good security habits now: beware of emails or other websites asking for

your Wellesley information, do not use the same password anywhere else, do not share your username and password with anyone, and review our security best practices available on the Entering Students website and in MyWellesley.

Google Apps are covered by different privacy policies for their core suite and consumer apps. Please review our Google Terms of Service website for more information: www.wellesley.edu/lts/techsupport/google/tos.

BRINGING A COMPUTER TO CAMPUS

We strongly recommend that you bring your own laptop to help ensure your success as a Wellesley student. By doing so, you will be able to take advantage of the secure wireless network access available in all campus buildings, including the residence halls. Computing workstations and printers are available in several locations, while high-end laboratories provide opportunities for developing skills with advanced software.

We recommend a laptop with the following specifications:

- Windows 10 64-bit, or MacOS Mojave (macOS 10.1.14)
- 8GB or more of RAM
- Intel Core i5 or i7 processor
- 500GB or larger hard drive, or 256GB or larger SSD
- Wireless (WiFi) 802.11n dual band (2.4Ghz & 5Ghz) preferred
- A complete backup solution for your entire computer.
 - An external hard drive for backups, at least 2x size of your computer's drive.
 - A subscription to an online cloud backup service, such as Carbonite or Backblaze.
 - Google Drive provides unlimited storage, but is not a complete backup solution
- Four year warranty that covers both manufacturer and accidental damage
- Microsoft Office 365 University
 - You can get MS Office 365 for free via the MyWellesley Software Store.

For details about discounts for purchasing a laptop, Microsoft Office, and other software, please visit the Student's Guide to Purchasing a Computer, which is available online at www.wellesley.edu/lts/purchaseguide.

TELEPHONE SERVICE

Because individual phone service is not available in student rooms, most Wellesley students use cell phones as their primary phone service. Prior to your arrival, consult your cell phone service provider regarding coverage on and near the Wellesley campus.

The College provides courtesy emergency telephones on each residence hall floor that allow students to place free calls to on-campus extensions, the local calling area, and toll-free numbers. However, these telephones do not accept incoming calls from off-campus locations.

TECHNICAL SUPPORT

Technical support staff and highly trained students provide support, troubleshooting, training, and academic project support for student owned computers. In Clapp Library, you can borrow video cameras, audio recorders and other equipment, digitize and edit audio and video, and use our videoconferencing equipment. All libraries have scanners. Large format printing can be completed in both the Clapp Library and the Science Library. More information can be found on the LTS Help website at www.wellesley.edu/lts/helppage.

Understanding Your Student Account



STUDENT FINANCIAL SERVICES (SFS)

Student Financial Services (SFS) works with students and families in all areas of financing your Wellesley education. Our four main areas of focus include Student Accounts (monthly billing, balance inquiries, coordination of monthly payment plans, and account collection), Educational Financing (financial literacy, student and parent educational loan options), student employment, and financial aid (application and determination of aid eligibility).

For more information, please contact our office or visit our website www.wellesley.edu/sfs.

WHEN AND HOW WILL I BE BILLED FOR MY CHARGES AT WELLESLEY?

Wellesley uses Workday as its billing system. Fall semester billing notifications are sent in early July, with the payment due date of July 26th. In early December, you will receive a billing notification for the Spring semester, with payment due in early January (exact payment due dates will be listed in Workday). Billing notifications will be issued in any month when there is a balance due on your account or any month with account activity. All billing notifications are sent directly to you, the student. If others will be helping you manage or pay your account, we strongly encourage you to add an authorized user in Workday. Anyone you sign up will have access to your student account detail, will receive billing notifications, and will be able to make payments on your account.

SINCE BILLING NOTIFICATIONS COME TO ME, WHAT IS THE BEST WAY FOR MY PARENT(S) TO ACCESS THEM?

We would strongly encourage you to set your parent(s) up as an authorized user by inviting them through Workday. Everyone you invite will have access to your student account details, will receive billing notifications; and will be able to make payments on your account. Don't worry! Authorized users cannot see your grades or registration for classes. However, they will have enough information to help manage your finances.

WHAT ARE THE OPTIONS FOR PAYING MY BALANCE DUE?

You can pay by check or credit card online, by wire transfer, or sign up for a monthly payment plan through Nelnet.

WHAT ARE THE CONSEQUENCES OF LATE PAYMENTS?

We want you to be able to focus on starting the semester being fully engaged in the Wellesley experience, not concerned about your balance due. For this reason, we ask that your balance be paid or an acceptable payment plan be in place no later than the payment due date listed in Workday. Not having a payment plan in place or full payment received by the due date can result in serious consequences, including late fees and the loss of or inability to register for classes, participate in the housing lottery, have official transcripts sent, and obtain your diploma at graduation. Please read carefully the billing and payment information letter that will be sent to you each semester or visit the SFS website for more information about Wellesley's payment policy.

HOW WILL I INFORM STUDENT FINANCIAL SERVICES (SFS) ABOUT ANY OUTSIDE SCHOLARSHIPS I HAVE RECEIVED?

Please send a copy of your award letter or other supporting documentation from the scholarship provider to SFS. Please note outside scholarships are divided between the fall and spring semester unless the provider tells SFS that a scholarship is for one semester only.

HOW WILL MY FINANCIAL AID BE REFLECTED ON MY ACCOUNT?

Grants and loans from Wellesley College are credited to your account in two installments, one each semester. Outside scholarships will not show on your student account as anticipated unless they have already been paid.

Students should monitor their student account and confirm receipt of aid payment.

If you have work-study as part of your financial aid award, it is important to realize that your work-study is not credited on student accounts. Students are responsible for finding employment and applying directly for jobs they are interested in (student jobs are not guaranteed). Students are paid directly for the hours they work. Typically students use this money to pay for books, personal expenses, and travel home.

WHAT ABOUT STUDENT HEALTH INSURANCE?

Health insurance is mandatory in Massachusetts. All students are charged for insurance each fall. You may request to waive this charge if you are covered under a comparable plan. SFS provides information and a link to an online waiver through our website. You will be prompted in the Entering Student Checklist to provide information regarding your insurance coverage and needs.

The insurance waiver must be completed every year to comply with state law. If you do not have comparable health insurance, you must remain enrolled in the college health insurance policy.

CAN I WORK ON CAMPUS?

Students who have been awarded Federal Work-Study or Wellesley Work awards have first priority for on-campus jobs during the first two weeks of the semester. After those two weeks, all students are able to apply for openings. Jobs are competitive and there is no guarantee of securing a position. Available academic year jobs are listed online and can be accessed through our website.

Prior to being hired, students must complete a federal Form I-9 (Employment Eligibility Verification) and federal Form W-4. Students should review these forms with their parents so that students can bring the appropriate documentation with them to school.

WHAT PAPERWORK MUST I COMPLETE TO ACCEPT MY LOAN?

Student loans require entrance counseling and the student's signature on a loan promissory note (a promise of repayment). Federal law has added disclosures and a special certification to some loans.

These activities are done online for the Federal Direct Loan, Wellesley College Loan and Plitt- Kirgan Loan. For the Students' Aid Society Loan, you will sign for the loan in person with a member of the Society after you arrive on campus. You will receive specific information about your loan during the summer through MyWellesley. SFS cannot credit your loan funds to your account unless you complete your entrance counseling and sign your promissory note. If you will not be accepting your loan, please notify our office.

DO I NEED TO REAPPLY FOR FINANCIAL AID EVERY YEAR?

Yes. SFS will send you and your parents information on the renewal process.

2019–2020 ACADEMIC CALENDAR

International Students arrive Orientation Program begins (Registration required)	Sunday, August 25
New First-Year and Transfer Students and Davis Scholars arrive Campus opens at 8:00 a.m.	Tuesday, August 27
Orientation for all new students	Tuesday, August 27– Monday, September 2
Course registration for first-year students	Friday, August 30
FALL SEMESTER	
Labor Day (no classes)	Monday, September 2
First day of classes	Tuesday, September 3
Convocation	Tuesday, September 3
Flower Sunday	Sunday, September 15
Fall Break (no classes)	Monday, October 14– Tuesday, October 15
Family & Friends Weekend and Homecoming	Friday, October 18– Sunday, October 20
Tanner Conference (no classes)	Tuesday, October 29
Thanksgiving recess (no classes)	Wednesday, November 27– Friday, November 29
Classes resume	Monday, December 2
Last day of classes	Tuesday, December 10
Reading period	Wednesday, December 11– Friday, December 13
Exam period*	Monday, December 16– Friday, December 20

WINTER SESSION Thursday, January 2–Thursday, January 23

SPRING SEMESTER

First day of classes	Monday, January 27
Presidents' Day (no classes)	Monday, February 17
Substitute Day (Monday schedule)	Tuesday, February 18
Spring Break (no classes)	Monday, March 23– Friday, March 27
Classes resume	Monday, March 30
Patriots' Day (no classes)	Monday, April 20
Ruhlman Conference (no classes)	Wednesday, April 29
Last day of classes	Wednesday, May 6
Reading period	Thursday, May 7– Sunday, May 10
Exam period*	Monday, May 11 Friday, May 15
Commencement	Sunday, May 31

Although many final exams are self-scheduled, students should plan on being at Wellesley for the entire exam period and make travel arrangements accordingly.

* Residence halls close for the fall semester 24 hours after the exam period ends and close for the spring semester 72 hours after the exam period ends. All students must vacate their residence halls by these times.

CONTACT INFORMATION

ACCESSIBILITY AND DISABILITY RESOURCES

James J. Wice, Director
316 Clapp Library
781.283.2434

CAMPUS POLICE

Lisa Barbin, Chief of Police
EMERGENCY:
781.283.5555
TTY: 781.283.2303
Non-emergency:
781.283.2121

COUNSELING SERVICE

Robin Cook-Nobles,
Director
216 Stone Center
781.283.2839

OFFICE OF THE CLASS DEANS

Lori Tenser, Associate
Dean for Academic
Integration and Advising
Schneider Center
781.283.232

OFFICE OF THE DEAN OF FIRST-YEAR STUDENTS

Shanté Brown, Dean of
First-Year Students
David Todd, Advisor for
New Student Programs
Schneider Center
781.283.2327

DEAN OF STUDENTS' OFFICE

Sheila Shaw Horton,
Vice President and Dean
342 Green Hall
781.283.232

DINING SERVICES

Cherie Tyger, Resident
Director
Physical Plant
781.283.3192

HEALTH SERVICE

Simpson Infirmary
781.283.2810

OFFICE OF INTERCULTURAL EDUCATION

Ines Maturana Sendoya,
Associate Dean
202 Billings Hall
781.283.2330

OFFICE OF PARENT & FAMILY PROGRAMS

Lesley Robertson, Director
144D Green Hall
781.283.2808

PHYSICAL EDUCATION, RECREATION AND ATHLETICS

Keohane Sports Center
781.283.2001
Athletics hotline:
781.283.2900

RELIGIOUS AND SPIRITUAL LIFE

Amira Quraishi, Interim Dean
206 Billings Hall
781.283.2655

RESIDENTIAL LIFE AND STUDENT HOUSING

Helen Wang, Director
108 Billings Hall
781.283.2679

SLATER INTERNATIONAL CENTER

Tana Ruegamer, Director
Slater Center
781.283.2084

STUDENT FINANCIAL SERVICES

Karensa DiFonzo, Director
Schneider Center
781.283.2360

FOR ADDITIONAL CONTACT INFORMATION

www.wellesley.edu/esp/entering/contacts

CONFIDENTIALITY OF STUDENT RECORDS

The Family Educational Rights and Privacy Act of 1974 (FERPA) governs how all colleges protect and release information about students. The principle behind FERPA is that college students have access to the educational records schools maintain about them. According to these guidelines, certain directory information may be released to the public by the College without the student's explicit consent. At Wellesley, directory information includes identifiers such as name, class year, and College email address. Participation in officially recognized sports and activities, as well as height and weight of student athletes, may also be made public in certain circumstances. In addition, Wellesley College maintains a photo directory of students, staff, and faculty available only within the College community. Other information is released to parents or others only at a student's request or with prior notice to the student.

College policies discourage the indiscriminate release of any information about individual students. FERPA allows individual students to place limitations on the release of specific information. A student who wishes to do so must inform the Registrar in writing each year by July 1 for the following academic year. For details about how Wellesley maintains educational records and complies with FERPA, please consult a class dean or the Registrar's office.

