


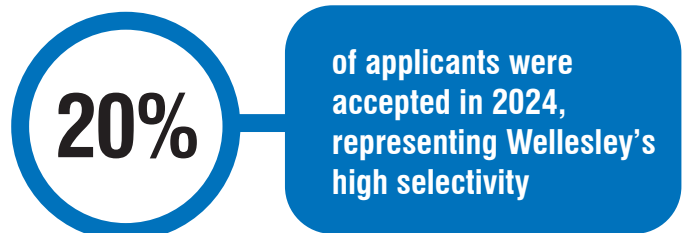
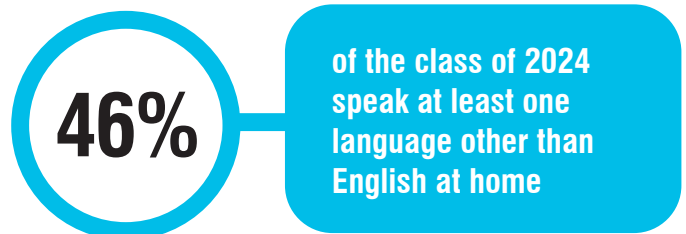
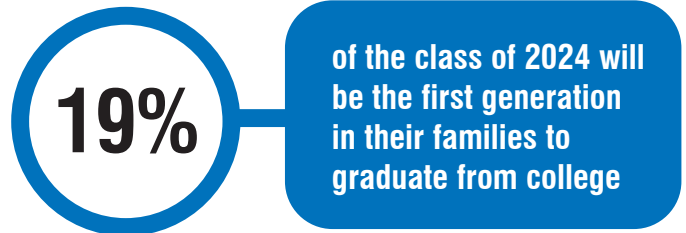
# The Future Starts HERE




## Why Wellesley?


Recruit and build connections with Wellesley students, and you'll quickly discover what makes them remarkable! Students at Wellesley College are a diverse group of intellectually curious undergraduates, steeped in a liberal arts curriculum, who can bring a multitude of strengths, skills, and unique abilities to your organization. Ranked #4 in National Liberal Arts Colleges by the *US News & World Report*, Wellesley is a women's college, with a population of roughly 2,500 students hailing from all 50 states and more than 80 countries. While Wellesley is located about 20 miles outside Boston, students pursue internship and employment opportunities across the country and globe, and graduates have gone on to be leaders across all industries and fields.

Visit [wellesley.edu/careereducation/employers](https://wellesley.edu/careereducation/employers) or reach out to [recruiting@wellesley.edu](mailto:recruiting@wellesley.edu) to learn how to recruit Wellesley students to work with you!



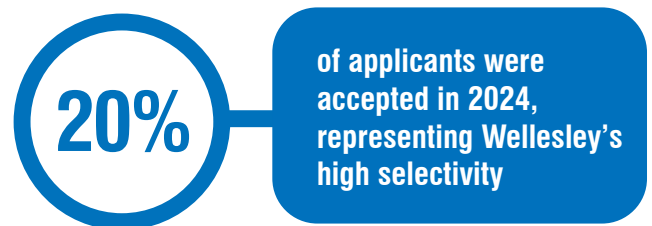
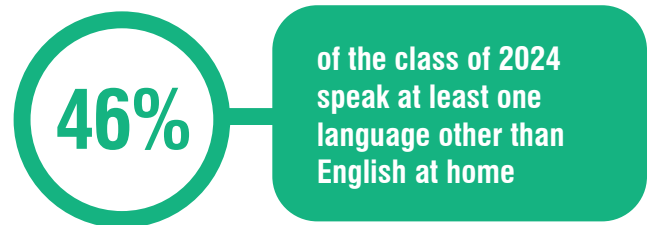
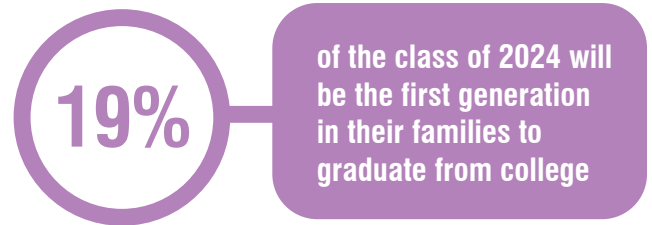
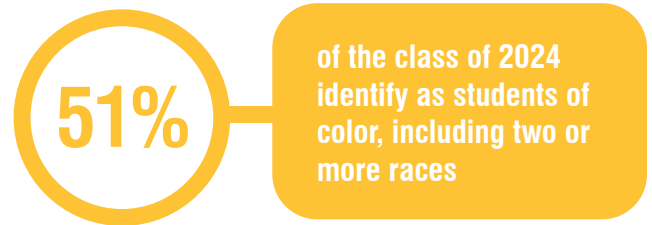


# The Future Starts HERE



## Why Wellesley?

Recruit and build connections with Wellesley students, and you'll quickly discover what makes them remarkable! Students at Wellesley College are a diverse group of intellectually curious undergraduates, steeped in a liberal arts curriculum, who can bring a multitude of strengths, skills, and unique abilities to your organization. Wellesley is a gender-inclusive women's college with a population of roughly 2,500 students hailing from all 50 states and more than 80 countries. While Wellesley is located about 20 miles outside Boston, students pursue internship and employment opportunities across the country and globe, and graduates have gone on to be leaders across all industries and fields.



Visit [wellesley.edu/careereducation/employers](https://wellesley.edu/careereducation/employers) or reach out to [recruiting@wellesley.edu](mailto:recruiting@wellesley.edu) to learn how to recruit Wellesley students to work with you!

