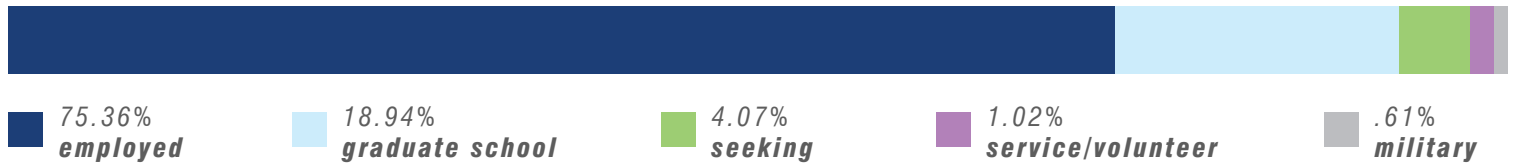
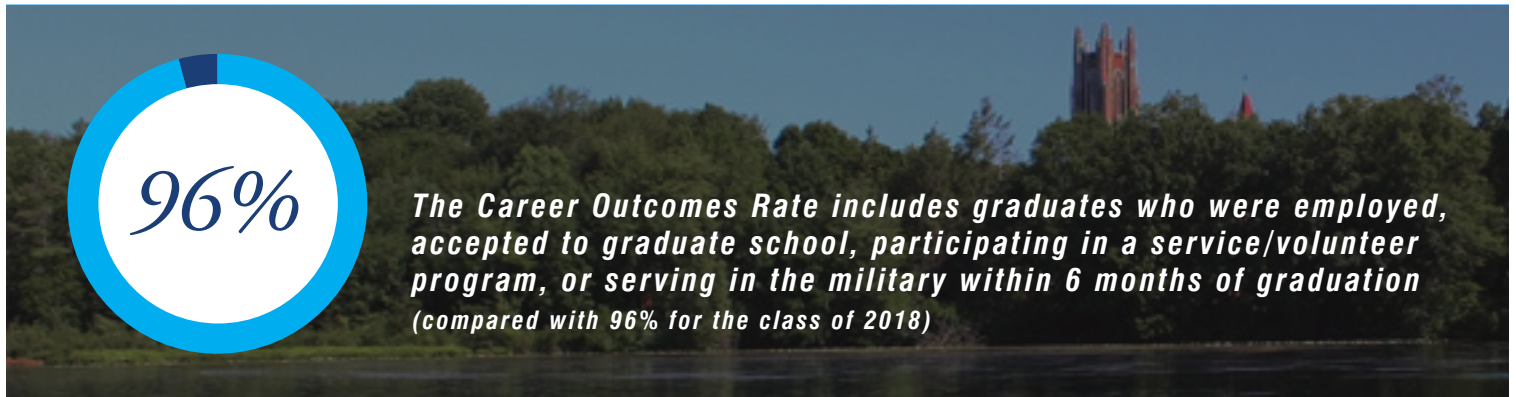


# WELLESLEY COLLEGE

# CLASS OF 2019

*first destination survey*

## CAREER *outcomes rate*



## TOP *employers*

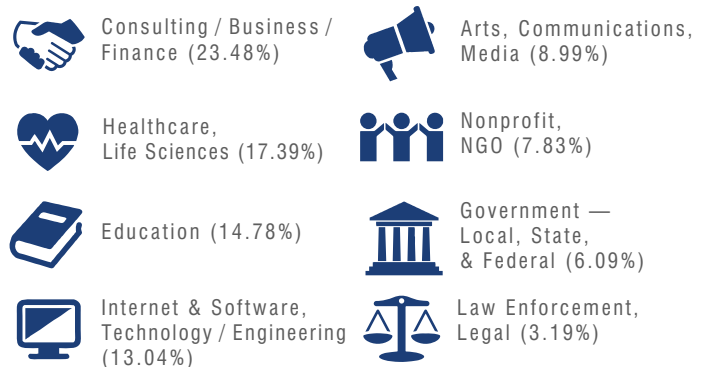


## TOP EMPLOYMENT *locations*



- Top Locations**
- Massachusetts (132)
  - New York (52)
  - California (34)
  - Washington, DC (20)
  - Washington (9)
  - New Jersey (8)
  - Illinois (7)
  - Texas (6)
  - Virginia (6)
  - Pennsylvania (5)

## TOP EMPLOYMENT *industries*



Location and industry data includes students reporting full time positions.

## TOP *job functions*

- 16.47% Research
- 8.67% Finance
- 7.80% Consulting
- 6.94% Lab Work/Science
- 6.65% Engineering — Web/Software
- 5.78% Education/Teaching/Training
- 5.78% Administration



## EMPLOYMENT *compensation*

Average Salary

**\$62,486.59**

Average Bonus

**\$10,593.33**

Job function and salary data includes students reporting full time positions.

## QUALITY OF *outcomes*

STUDENTS DESCRIBE THEIR POST-GRADUATE PLAN AS AN OPPORTUNITY...

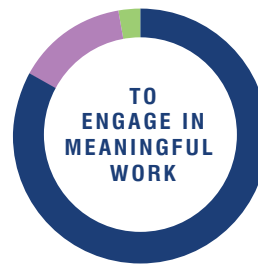


CLASS OF 2019

- 91.40% Yes, definitely
- 8.24% Somewhat
- 0.36% No

2018

- 92.88% Yes, definitely
- 6.76% Somewhat
- 0.36% No



CLASS OF 2019

- 79.14% Yes, definitely
- 17.27% Somewhat
- 3.60% No

2018

- 85.05% Yes, definitely
- 12.46% Somewhat
- 2.49% No



CLASS OF 2019

- 68.57% Yes, definitely
- 27.50% Somewhat
- 3.93% No

2018

- 66.67% Yes, definitely
- 31.23% Somewhat
- 2.11% No



CLASS OF 2019

- 83.87% Yes, definitely
- 15.05% Somewhat
- 1.08% No

2018

- 86.93% Yes, definitely
- 11.31% Somewhat
- 1.77% No

Quality of outcomes data includes students reporting employment, graduate school, service/volunteer, and military.

## VALUE OF *internships*



**90.49%**

of students had at least one internship during their time at Wellesley College

**92.44%**

of students participating in internships stated that their experience contributed somewhat or quite a bit to their career readiness



- Quite a bit
- Somewhat
- Very Little or None

TOP INTERNSHIP EMPLOYERS



## TOP *graduate schools* .....



HARVARD  
UNIVERSITY



Stanford  
University



Cornell University



NYU

COLUMBIA  
UNIVERSITY



Middlebury

Woodrow Wilson  
ACADEMY  
OF TEACHING AND LEARNING

GEORGETOWN  
UNIVERSITY



THE GRADUATE  
INSTITUTE  
GENEVA

Georgia  
Tech

Duke  
UNIVERSITY

BOSTON  
UNIVERSITY



JOHNS HOPKINS  
UNIVERSITY

## FELLOWSHIP *awards* .....

# 100

awards to members of the Class of 2019 (includes Wellesley College Graduate Fellowships, Wellesley funded awards, & external fellowship awards)

Amgen Scholars Program (1)

Beckman Scholar (2)

Benjamin A. Gilman International Scholarship (1)

Congress-Bundestag Youth Exchange (CBYX) (1)

Critical Language Scholarship (1)

Davis Projects for Peace (2)

Doctor Leila C. Knox Prize in Biology (1)

Elisabeth Luce Moore '24 Fellowship for Graduate Studies in Religion (1)

Emerson National Hunger Fellowship (1)

Emile Boutmy Scholarship at Sciences Po (1)

Environment America Fellowship (1)

Fulbright US Student Program (2)

Generation West Virginia's Impact Fellowship (1)

Goldwater Scholarship (1)

Harvard Center for Arabic Study Abroad Fellowship (1)

Immigrant Justice Corps Community Fellowship (1)

International School Nido de Aguilas Teaching Fellowship (1)

Jerome A. Schiff Fellowship (20)

Judith Adams '75 Prize for Premedical Students (1)

Katharine Malone Prizes for Academic Excellence (2)

Knapp Social Science Fellowship (2)

Liliane Pingoud Soriano '49 Curatorial Fellowship (1)

McNair Scholars Program (10)

Mellon Mays Undergraduate Fellowship (8)

National Institute of Standards & Technology — Summer Undergraduate Research Fellowship (NIST-SURF) (2)

National Institutes of Health Postbaccalaureate Fellowship (1)

National Science Foundation Graduate Research Fellowship (1)

Pamela Daniels '59 Fellowship (3)

Post-Baccalaureate Clinical (PBC) Fellowship Program at McLean Hospital (1)

Samuel and Hilda Levitt Fellowships (9)

Spanish Ministry of Education, Culture, & Sport — North American Language & Culture Assistants (1)

Student Library Research Award (1)

Susan Rappaport Knafel '52 Travel Fellowship (1)

Teaching Assistant Program in France (2)

Truman Scholarship (1)

Watson Fellowship (2)

Wellesley College Graduate Fellowship (8)

Wellesley-Yenching Fellowship (3)

## CLASS OF 2019 *stories* .....



Living in an exciting new city, being surrounded by peers with the same passion, and having myriad new opportunities introduced to me constantly has been beyond wonderful — but most importantly, I feel truly prepared after Wellesley for everything to come in the busy but rewarding next 4 years.

**Victoria Liu '19**  
University of Pennsylvania Dental School



In my Watson year, I will be studying small boats in island communities in order to understand how small boats connect people to the ocean. I will search for communities who live closely with the water — from fishermen to conservationists to boat builders. By engaging with these communities, I hope to understand how small boats facilitate an intimate connection to the sea and how this connection is similar and/or different across cultures.

**Lucy Wanzer '19**, 2019 Watson Fellow

The Class of 2019 First Destination Survey measured student outcomes within 6 months of graduation, with a 59.16% response rate and an 85.76% knowledge rate. Knowledge rate data is the collection of information from NACE defined reputable sources (i.e. LinkedIn, Employers).

